



TRUE POSITION
TOOLS



+ STRIP LIGHT JIG



+ EXTENDED RULER ATTACHMENT



+ LONG HARDWARE EXTENSIONS



MADE IN USA



+TP-1934

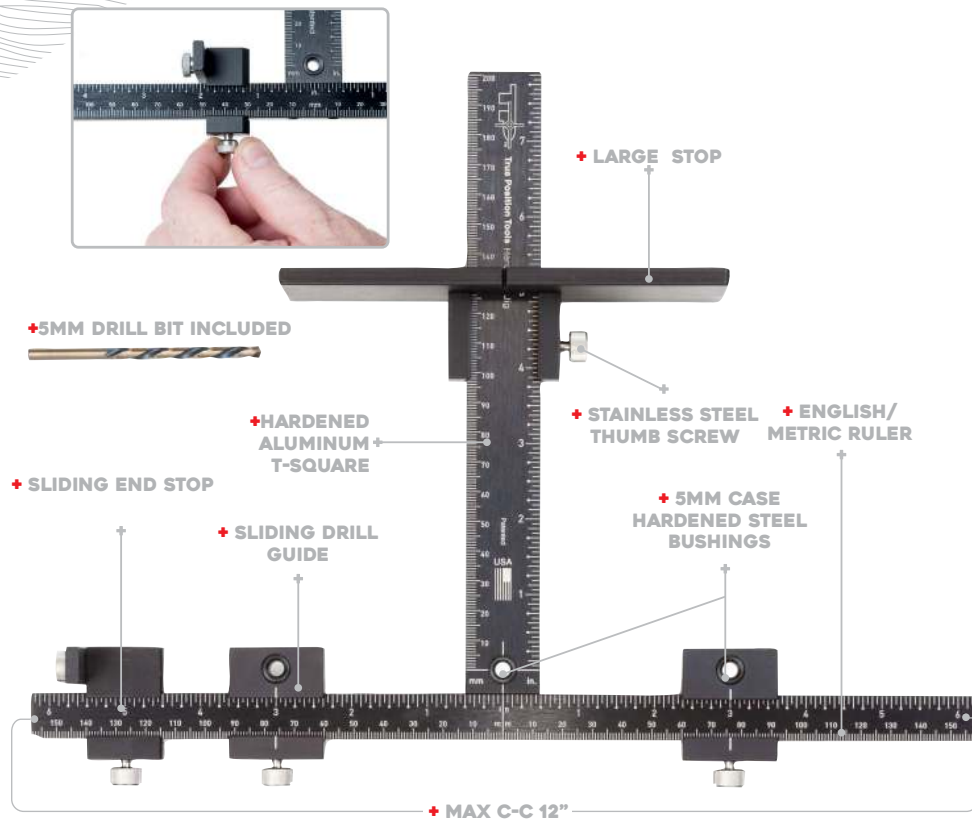
CABINET HARDWARE JIG



Install Knobs and Handles without tedious hours of measuring or making jigs - Fast, accurate hardware installation in seconds, every time.



+ CASE HARDENED STEEL BUSHINGS INCLUDE A LIFETIME WARRANTY



RIGHT. LEFT. REVERSIBLE.



Reversible design doesn't require re-adjusting, allowing the user to flip the tool for opposite cabinet doors and a seamless drilling experience. Includes additional guide for drawer fronts and end-stop for doors. Install cabinet hardware in minutes, not hours!

THE FASTEST AND MOST ACCURATE
HARDWARE TOOL ON THE MARKET



Set hardware spacing



Adjust to desired location



Hold in place and drill!

+TP-1935

CABINET HARDWARE JIG + EXTENSION SET

INCLUDES ITEMS TP-1934, TP-2312

LONG HARDWARE MADE EASY

TP-1935 expands the innovation of the Original Cabinet Jig by addressing virtually every handle size available (up to 38" pulls and 42" wide drawers), plus the ability to install shelf pins. A must-have tool for any professional hardware installation, it includes the following items: TP-1934 Original Cabinet Jig, TP-2312 Extension Set, and TP-ERA Extended Ruler.



+DRAWER FRONT HARDWARE

Quickly center hardware on drawer fronts up to 42" wide

IDEAL FOR:

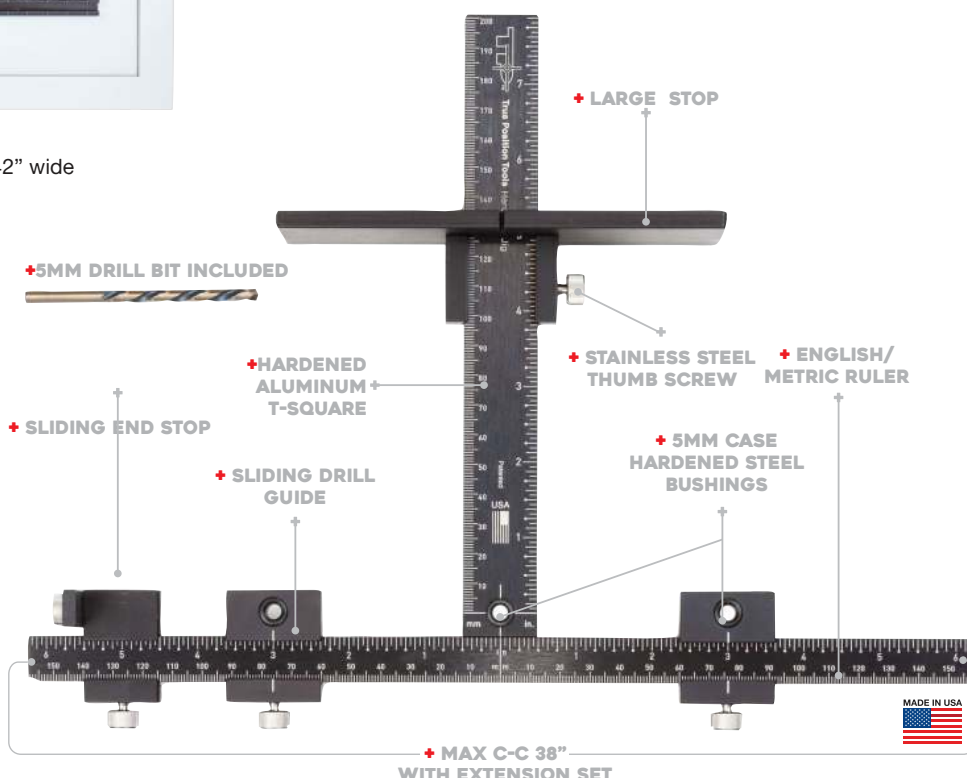
+DOOR HARDWARE

+DRAWER FRONT HARDWARE


+32MM HINGE PLATES

+HARDWARE UP TO 38" C-C

+PORTABLE SHELF PIN HOLES



Bushings are backed with a lifetime warranty.



+TP-ERA

EXTENDED RULER ATTACHMENT



The extended ruler attachment eliminates the need to center your cabinet hardware jig on every drawer front, which greatly speeds up hardware installation. Attach to the hardware jig for quicker centering on wide drawer fronts and tall doors. Also allows adjustable starting point for line boring in assembled cabinets. Includes 17-1/2" ruler and T-square connection bracket. Fits all True Position Drill Guide Models. Made in USA.

+TP-2312

EXTENSION SET FOR LONG HANDLES, SHELF PINS + TP-ERA W/ CASE

If you bought TP-1934 and need to install long handles, or add shelf pins on site, the TP-2312 extension set allows you to do just that. Also Includes TP-ERA and case.



(INCLUDED IN OUR FULL KIT TP-1935+)

+TP-SDG1632

FOR INSTALLATION OF 16MM AND 32MM CC PULLS AND KNOBS ON CABINET DOORS AND DRAWER FRONTS. COMPATIBLE WITH ALL TP HARDWARE JIGS.



+TP-CASECHJ



Cabinet Hardware Jig Blow Molded Carrying Case

Fits product models TP-1934 & TP-1935. Rigid plastic case with stainless steel clasps and handle for easy transport. Durable design protects hardware jigs and includes extra compartments for drill bits, stop collars and other accessories.



+BLOW MOLDED CARRYING CASE INCLUDED WITH TP-1934, TP-1935 AND TP-2312

+TP-CASEPPF



Durable plastic carrying case with stainless steel clasps. Includes inner pluck & pull foam (diced in 3/4" increments) for custom fit of assorted hand tools.

+TP-PLJ / +TP-SLJ

CABINET LIGHTING JUST GOT EASY



1 Clamp jig in desired light location



2 Drill light hole to desired depth using the adjustable stop



3 Leave clamps in place, drill wire hole until drill bit reaches light hole



4 Remove clamps and feed wire through by hand



5 Press in light



Our Cabinet Light Jigs simplify the task of cabinet lighting and give a clean custom look. By concealing light wires within 5/8" or 3/4" material, you can install cabinet lights in seconds.

+TP-PLJ INCLUDES TP-SLJ

- Revolutionary design eliminates light rails / false bottom / cabinet build-ups
- Included drill bits cover 95% LED light sizes
- Forstner bits: 2 1/4", 2 1/8", Wire drill bit: 3/8" x 16"



+NEW! STRIP LIGHT JIG **+TP-SLJ**

INSTALL STRIP LIGHTING FAST



- Install the light wire within the structural panels of the cabinet
- Eliminates the need for a light rail or double bottom
- Includes Jig Body and Wire drill bit: 3/8" x 16" and case



ADDITIONAL APPLICATIONS

HINGE PLATE DRILLING



TP-1934 is designed to install 32mm hinge plates as well as drill 32mm shelf pin holes in assembled cabinets. For extensive shelf pins, we recommend our extension set.

PORTABLE SHELF PIN HOLES



Install shelf pins on site! Drill 32mm system holes in any depth or height of upper or lower cabinet. Provides a 25 hole pattern fully assembled or remove one extension arm for a 13 hole pattern for shorter cabinets. Use drill bit as index for continued hole pattern on taller panels

TP-1934 Cabinet Hardware jig



+TP-1934

+TP-1934

	+TP-1934	+TP-1935
Door Handles & Knobs	+	+
Drawer Front Handles & Knobs	+	+
Hinge Plate Hardware	+	+
Oversized Hardware (12"+ C-C)		+
Portable Shelf Pin Jig		+
Extension set Included		+
Hardened Aluminum	+	+
Lifetime Bushing Warranty	+	+
Includes Case	+	+
Made in the USA	+	+

TP-1935 + Long Hardware extensions



+TP-1935



**SCAN FOR
INSTRUCTIONS**



+SHOW US YOUR PROJECTS
WWW.TRUEPOSITIONTOOLS.COM

We love seeing the creative ways that everyone is using our products as well as hearing your feedback and comments. Feel free to tag us!

@TRUEPOSITIONTOOLS